

# EMN BULLETIN

## *A Report from the European Migration Network for the period June to September 2012.<sup>1</sup>*

This report contains [EU](#), [National](#) and [Related](#) Developments in **migration policy** published in the period **June to September 2012**, as well as an overview of [key statistics](#), plus related [EMN outputs and developments](#) that have occurred.

## 1. EU, NATIONAL AND RELATED DEVELOPMENTS

### A) EU DEVELOPMENTS

#### Adopted legislation and its transposition

- ★ [EU Law Monitoring](#) gives an overview of the transposition of EU legislation by *acquis* and by Member State.
- ★ Commission reasoned opinion on transposition of [Employer Sanctions](#) directive. [21 June 2012]

#### EU INSTITUTIONS COMMUNICATIONS, REPORTS AND OTHER OUTPUTS

#### Justice and Home Affairs plus European Council

- ★ [Informal meeting](#) addressing the [3<sup>rd</sup> Annual Report on Immigration and Asylum \(2011\)](#) and the situation in Syria [23/24 July 2012]
- ★ [European Council conclusions of 28/29 June 2012](#), see in particular [Section IV\(c\)](#)
- ★ [Council conclusions](#) on the 2011 report from the Commission on the Application of the EU Charter of Fundamental Rights [26 June 2012]
- ★ [Outcomes of June 2012 meeting](#) with discussions on Schengen; solidarity towards Member States facing particular migratory pressures; Common European Asylum System, including Eurodac; and readmission agreements [7/8 June 2012]

#### European Commission

- ★ Mid-term report on the implementation of the [Unaccompanied Minors Action Plan](#) [28 September 2012]
- ★ [EU Employment and Social Situation](#) –Quarterly Review (pg 26/27) [28 September 2012]
- ★ EU funding to improve [border management and regional cooperation](#) in Eastern Partnership [25 September 2012]
- ★ Proposal for a Regulation establishing [EU Aid Volunteers](#) [19 September 2012]
- ★ [EU Youth Report](#) including an overview of the situation of migrant youth (pg 13, 59) [10 September 2012]
- ★ European Commission announces [support for justice and migration in Azerbaijan](#) [23 August 2012]
- ★ Commission Decision to further [harmonise issuing of short stay visas](#) for applicants in Chile, Kazakhstan, Nicaragua and Nigeria [6 August 2012]
- ★ Report on the [Development of the European Migration Network](#) plus [EMN Status Report 2011](#) [1<sup>st</sup> August 2012]
- ★ Commission amends [visa facilitation agreement for citizens of Ukraine](#) [23 July 2012]

#### WHAT IS THE EUROPEAN MIGRATION NETWORK (EMN)?

A network co-ordinated by the European Commission, assisted by two Service Providers, in co-operation with National Contact Points (EMN NCPs) established in each Member State plus Norway. Its purpose is to provide up-to-date, objective, reliable and comparable information on migration and asylum with a view to supporting policymaking in the European Union in these areas, as well as to the wider public. More information, as well as all EMN outputs, is available from <http://www.emn.europa.eu>.

<sup>1</sup> The European Commission, its service provider (ICF-GHK-COWI) and the National Contact Points, who collectively constitute the European Migration Network, accept no responsibility or liability whatsoever with regard to the use made of the information presented in this report which is, to the best of its knowledge, as reliable as possible.

- ★ Commission to [strengthen cooperation with Committee of Regions](#) on Migration, mobility and asylum [17 July 2012]
- ★ Commission Decision to further harmonize certain aspects of [issuing short stay visas in the United Kingdom](#) [11 July 2012]
- ★ Adoption of [Research Work Programme 2013](#) under FP7, see in particular pg 27 [9 July 2012]
- ★ Commission launches new [dialogue on higher education with Southern Mediterranean countries](#) [2 July 2012]
- ★ [Employment: Quarterly Review](#) [27 June 2012]
- ★ Report on the Implementation by the Republic of [Moldova of the Action Plan on Visa Liberalisation](#) [22 June 2012]
- ★ Initialling of [EU-Turkey Readmission Agreement](#) [21 June 2012]
- ★ [EU Strategy towards Eradication of Trafficking in Human Beings 2012-2016](#) [19 June 2012]
- ★ Commission delivers [visa roadmap to Kosovo](#) government [14 June 2012]
- ★ EU starts a [visa liberalisation dialogue with Georgia](#) [4 June 2012]
- ★ [Consultation](#) on the future rules on the entry and residence of non-EU national researchers, students, school pupils, unremunerated trainees and volunteers in the EU [1 June 2012]
- ★ Eurobarometer on [Awareness of Home Affairs](#) [1 June 2012]

## European Parliament

- ★ Asylum seekers: [no transfers to EU countries](#) [19 September 2012]
- ★ Towards more humane [reception conditions for asylum seekers](#) [19 September 2012]
- ★ [Asylum policy](#): MEPs call for fair shares and solidarity [11 September 2012]

## Committee of the Regions - Opinions

- ★ [Global approach to Migration and Mobility](#) [18 July 2012]
- ★ [Enhanced intra-EU solidarity](#) in the field of asylum [18 July 2012]
- ★ [Home Affairs Budget 2014 – 2020](#) [18 July 2012]

## European Economic and Social Committee - Opinions

- ★ Contribution of [migrant entrepreneurs](#) to economy [18 September 2012]
- ★ [Asylum and Migration Fund](#) beyond 2013 [18 September 2012]
- ★ [Solidarity in the field of Asylum](#) [18 September 2012]

## European Court of Justice

- ★ [Judgment: Minimum conditions for reception of asylum seekers](#) must be granted by a Member State receiving an asylum applicant even when another Member State is considered responsible for the examination of the application [27 September 2012]
- ★ [Judgment: Schengen Borders Code Articles 20, 21](#) [7 September 2012]
- ★ [Judgment: Schengen Borders Code - Decision 2010/252/EU - Application for annulment](#) [5 September 2012]
- ★ [Judgment: EU law does not preclude French rules which ban the re-entry into France of third-country nationals](#) who are holders of a temporary residence permit in the absence of a re-entry visa [14 June 2012]
- ★ [Judgment: EU law does not prevent a Member State from granting family benefits](#) to posted or seasonal workers in respect of whom it is not, in principle, the competent Member State [12 June 2012]

## EU Agencies

- ★ European Asylum Support Office's [\(EASO\) first Annual Report](#) on the Situation of Asylum in the European Union and on its Activities 2011 [20 July 2012]
- ★ Frontex [Eastern Borders](#) Annual Overview [13 July 2012]
- ★ European Asylum Support Office (EASO) [Country of Origin information report on Afghanistan](#) [10 July 2012]
- ★ Frontex Risk Analysis Network (FRAN) [Q1 2012 report](#) [29 June 2012]
- ★ Fundamental Rights Agency [\(FRA\) Annual Report 2011](#) [20 June 2012]

## Other

- ★ European Data Protection Supervisor (EDPS) [opinion on the amended EURODAC](#) proposal [5 September 2012]
- ★ EU Ombudsman launches [public consultation on Frontex and fundamental rights](#) [19 July 2012]
- ★ Eurofound Yearbook 2011 - [Living and working in Europe](#) [29 June 2012]

## B) NATIONAL DEVELOPMENTS

### TRANSPOSITION OF EU ACQUIS

#### Belgium

- ★ Entry into force of the [law transposing the EU Blue Card Directive \(2009/50/EC\)](#). [10 September 2012]

#### Germany

- ★ Entry into force of the [Act of the Implementation of the EU Regulation on Highly Qualified](#) transposing EU Blue Card Directive (2009/50/EC). [1 August 2012]

#### Italy

- ★ Transposition of the EU Blue Card Directive (2009/50/EC) through [Law Decree n. 108](#). [28 June 2012]
- ★ Transposition of the Employer Sanctions Directive (2009/52/EC) through [Law Decree n. 109](#). [16 July 2012]

#### Poland

- ★ Entry into force of [Agreement between the Government of the Republic of Poland and the Government of the Russian Federation on local border traffic](#). [27 July 2012]
- ★ Entry into force of new law on [the results of employing third-country nationals staying in Poland illegally](#), transposing also the Employer Sanctions Directive. [21 July 2012]
- ★ [Poland and Ukraine have signed the Agreement on waiving fees for issuing national visas](#). [13 June 2012]

#### Portugal

- ★ [Portuguese Immigration Law](#) was amended, comprising the transposition and/or consolidation of Directives (2008/115/EC, 2009/50/EC, 2009/52/EC, 2011/51/EU, 2011/98/EU); harmonisation with the Visa Code; and adoption of a new category of residence permit for third country nationals who either invest, create jobs or purchase property. It entered into force on 9 October 2012. [9 August 2012]

### NATIONAL POLICY AND LEGISLATIVE INITIATIVES

#### Czech Republic

- ★ Presentation of a new legislative proposal in migration policy aiming to be clear and user friendly, ease the immigration process, and strengthen both control and integration elements of migration law. In order to stimulate public debate and to provide inputs from stakeholders, the CZ EMN NCP produced a [brochure](#). [September 2012]

#### Poland

- ★ Adoption of strategic [“Migration policy of Poland – the current state of play and the further actions”](#) aiming to formulate actions, solutions and recommendations for the public administration, including the adaptation of migration policy to labour market priorities and the need to ensure competitiveness. [31 July 2012]

### ECONOMIC MIGRATION

#### France

- ★ Establishment of the [one-stop office procedure](#) for new categories of migrant workers. [3 August 2012]

#### Luxembourg

- ★ [Grand-ducal regulation of 29 May 2012](#) fixing the terms and conditions with regard to the issuing of a residence permit for a “salaried worker” [29 May 2012]

#### Poland

- ★ The Council of Ministers adopted the [National Action Plan for Employment for 2012–2014](#). [21 August 2012]
- ★ Entry into force of a new [regulation](#) on the minimum salary (61 191 PLN/year) required for a foreigner to be granted temporary residence for highly qualified work. [11 July 2012]
- ★ Poland and Ukraine signed an [Agreement on social security](#), which will come into force in Q4 2012, guaranteeing the absence of any negative impact on citizens’ insurance in case they change their place of residence or employment, which Polish and Ukrainian nationals were deprived of before. [18 May 2012]

### INTERNATIONAL PROTECTION

#### Belgium

- ★ Agreement with the European Commission to [resettle 100 refugees in 2013](#). [25 May 2012]

#### Germany

- ★ The First Senate of the [Federal Constitutional Court](#) decided that provisions on basic cash benefits in the *Asylum Seekers Benefits Act* are incompatible with the fundamental right to a minimum existence and legislature is obliged to immediately enact new provisions to address this. [18 July 2012]

#### Luxembourg

- ★ [Grand-ducal regulation of 8 June 2012](#) on the conditions and modalities for social aid for applicants for international protection. [8 June 2012]

## Poland

- ★ The [Sejm adopted the information](#) of the Ministers of Interior and of Justice on the creation of the Common European Asylum System (CEAS). [14 September 2012]

## Sweden

- ★ According to the [latest projection by the Migration Board](#), approximately 44 000 individuals are expected to apply for asylum in Sweden in 2012. If the forecast proves true, this will be the highest level since 1992. [September 2012]
- ★ This rising number of asylum seekers has put pressure on reception systems with, by end September 2012, almost 40 000 persons accommodated in the Migration Board's reception system. A specially created working group of the Migration Board was created to make suggestions for improved reception capacities and more efficient handling of asylum applications and a wide range of measures were proposed. [September 2012]

## BORDERS

### Finland

- ★ Along with other Baltic States, a proposal was made to the Commission to include [biometric control in the EU's border crossing information system and registered passengers' programme](#). [24 July 2012]

## VISAS

### Finland

- ★ The National Bureau of Investigation considers that, in light of the previous experience with Baltic States, that [easing of the visa requirement for Russia could result in a crime wave](#), particularly by people who enter and leave very quickly (so-called "speed crime"). [28 August 2012]

## TRAFFICKING IN HUMAN BEINGS

### Belgium

- ★ [New Action plan](#) to combat trafficking in human beings. [22 June 2012]

### Netherlands

- ★ The pilot project on [Categorial accommodation and assistance for victims of trafficking in human beings: a study of four European countries](#) (Belgium, Czech Republic, Italy and Spain) aims to look at the experiences of others in order to provide input for the possible further implementation in the Netherlands. [August 2012]

## Poland

- ★ Introduction of severe penalties for employing victims of human trafficking – on the basis of Act on [the results of employing third-country nationals staying in Poland illegally](#). [21 July 2012]

## IRREGULAR MIGRATION

### Finland

- ★ [Everyone, including foreigners, working on construction sites must now carry a name tag](#) with their individual Tax Number. This is to prevent illegal employment, since financial crime and the grey economy, particularly in the construction industry, are increasingly dominated by subcontracting activities controlled by professional or organised crime. [1 June 2012]

### France

- ★ Issuing of a new circular to implement [house arrest as an alternative to detention of migrant families](#). [6 July 2012]
- ★ New rulings of the highest judicial court put an end to [police custody of illegally-staying migrants](#). [6 July 2012]
- ★ Abolition of the stamp duty on [State Medical Assistance](#) for illegally-staying migrants. [16 August 2012]

### Germany

- ★ A [treaty was signed with Austria](#) to work more closely together to combat illegal cross-border employment and illegal temporary work. [11 June 2012]

### Italy

- ★ [Inter-ministerial Decree](#) launching 2012 regularisation measures for irregular migrant workers as a transitional provision. [29 August 2012]

### Luxembourg

- ★ Adoption of the [Law of 21 July 2012](#) approving the Protocol Against the Smuggling of Migrants by Land, Sea and Air supplementing the United Nations Convention against Transnational Organised Crime [21 July 2012]
- ★ Adoption of the [Law of 16 May 2012](#) approving the Readmission Agreement signed between the Benelux countries and the Republic of Kosovo [16 May 2012]

## RETURN

### Belgium

- ★ Introduction of a “[return track](#)” with return counselling for asylum seekers in reception facilities, focusing on voluntary return. *[July 2012]*

## INTEGRATION

### Germany

- ★ Launch of the “welcome website” ([www.make-it-in-Germany.com](http://www.make-it-in-Germany.com)), giving important information for skilled professionals to facilitate their professional and private life in Germany. *[June 2012]*

### Luxembourg

- ★ [Election of the representatives and members of the National Council for Foreigners](#), a consultative agency tasked with analysing problems concerning foreigners and their integration. *[13 September 2012]*
- ★ [Government’s evaluation report of the Law of 23 October 2008 on Luxembourgish nationality](#) *[September 2012]*

## OTHER

### Hungary

- ★ As part of the [Prague Process Targeted Initiative](#), a joint kick-off meeting of the Pilot Project 2 (led by Hungary) and 3 (led by Czech Republic) took place in Budapest. On the first day the overall theme was legal migration and the access to information, while on the second day addressed the definition and the possible models of circular migration. Experts from 11 third countries, 6 EU Member States and IOM participated. *[25-26 September 2012]*

### Poland

- ★ [New Act on citizenship](#) expanding the categories of foreigners entitled to acquire Polish citizenship by recognition entered into force. *[15 August 2012]*
- ★ Conclusion of contract for the [Prague Process Targeted Initiative](#) to implement four Pilot Projects in migration, develop migration profiles and the interactive online map of Eastern migratory routes (i-Map), as well as strengthening of cooperation between the Prague Process participating states. *[2 August 2012]*
- ★ Inauguration of the [Swedish-Polish twinning project in Armenia](#). *[6 September 2012]*

## C) OTHER RELEVANT REPORTS AND OUTPUTS

- ★ France terre d’asile: Le droit [d’asile des mineurs isolés étrangers](#) dans l’Union Européenne *[25 September 2012]*
- ★ ACP Observatory: [Musical Transfers from Latin America and the Caribbean to Africa](#) *[18 September 2012]*
- ★ [Migration Policy Practice Journal](#), June-July 2012 with article from EU Anti-Trafficking Co-ordinator *[11 July 2012]*
- ★ Migration Policy Centre on [Arab Uprisings and Migration](#) *[July 2012]*
- ★ OECD [International Migration Outlook 2012](#) *[27 June 2012]*
- ★ Official Opening of the [Migration Policy Centre](#) *[25 June 2012]*
- ★ PICUM Report on [Strategies to End Double Violence Against Undocumented Women](#) *[21 June 2012]*
- ★ Ipsos Mori Global @dvisor Survey on [attitudes to immigration](#) *[1 June 2012]*
- ★ [Immigrant Citizens Survey](#) *[June 2012]*
- ★ Council of Europe [Shaping Perceptions and Attitudes to Realise Diversity Advantage](#) *[June 2012]*



## 2. MIGRATION AND INTERNATIONAL PROTECTION STATISTICS

An overview of [key EU migratory statistics](#), as **published by Eurostat** (unless stated otherwise), are presented here, followed by published [national statistical developments](#). Additional tables are provided in [Annex](#) for the EU-27 Member States plus Norway. For more details consult [Eurostat's database](#) and/or [national statistical offices](#).

Other recently published statistics reports include:

- ★ Eurostat - [Foreign citizens and foreign-born population 2011](#)
- ★ Home Affairs - [Asylum applications in the EU-27 in 2011](#)
- ★ Eurostat - [Marriages with foreign-born persons in European countries](#)
- ★ Eurostat - [Protection granted to asylum seekers in 2011](#)
- ★ Eurostat - [Asylum applicants and first instance decisions on asylum applications: Q1 2012](#)
- ★ Frontex - [Quarterly Report \(Q1 2012\)](#)

### A) OVERVIEW OF KEY EU MIGRATORY STATISTICS

#### EU DEMOGRAPHIC PERSPECTIVES

(See [Eurostat Statistics in Focus 23/2011](#) for national variances)

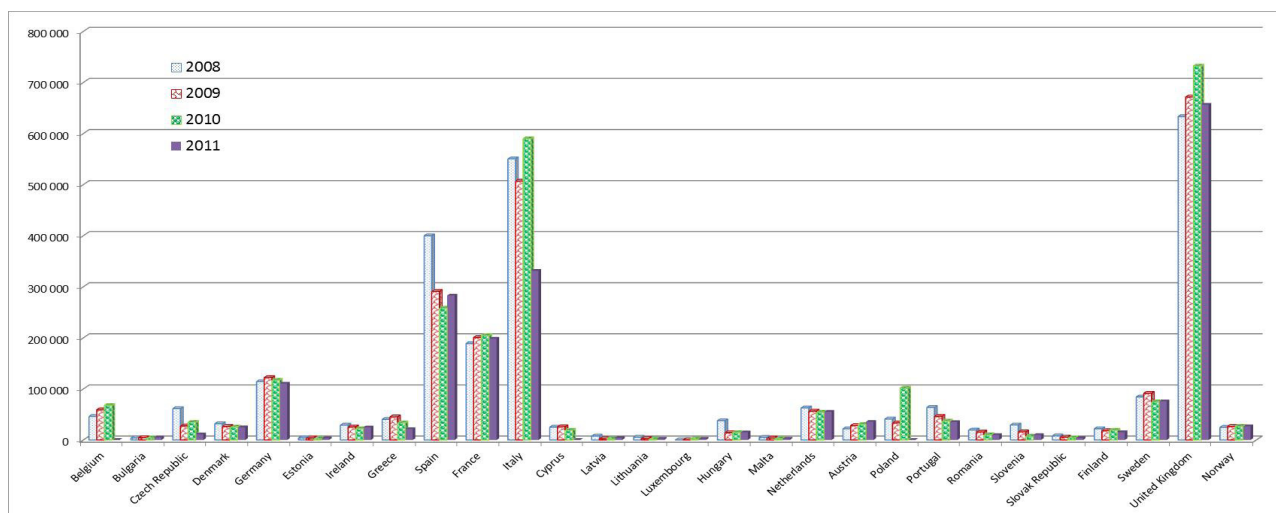
- ★ **EU-27 population overall** is projected to increase from **501 million on 1 January 2010** to 525 million in 2035, to peak at 526 million around 2040, and thereafter gradually decline to 517 million in 2060.

- ★ EU-27 population is also projected to continue to **grow older**, with the share of the population aged 65 years and over rising from 17.4% in 2010 to 29.5% in 2060, and those aged 80 and over rising from 4.6% to 12% over the same period.
- ★ Whereas in **2010** there were **4 persons aged 15 to 64** for every **one person aged 65 or over**, in **2060** the ratio is expected to decrease to be **2 to 1**.

#### MIGRATION

- ★ On **1<sup>st</sup> January 2011**, the **total EU-27 population was 502.5 million** and **grew by 1.4 million** in 2010, an **annual rate of +2.7 per 1000** inhabitants, due to a **natural increase of 0.5 million (+1.0‰)** and **net migration of 0.9 million (+1.7‰)**.
- ★ In **2011, 33.3 million foreign citizens lived in the EU-27 Member States**, of which **12.8 million** (2.5% of the total population) were citizens of **another EU-27 Member State** and the remaining **20.5 million** (4.1% of the total population) were citizens of countries **outside the EU-27**.
- ★ The **largest numbers** of third-country nationals in the EU as a whole are from Turkey (approx. 2.3 million), Morocco (approx. 1.9 million), Albania (approx. 1 million), China (approx. 0.8million).
- ★ Using the [UN Human Development Index \(HDI\)](#), in 2008 around **47% of non-EU born migrants** were from **high HDI**; around **46%** from **medium HDI** and around **7%** from **low HDI** countries.

**Figure 1: First Residence Permits issued in EU Member States plus Norway in 2008 – 2011**



Data Source: Eurostat, as per Regulation 862/2007

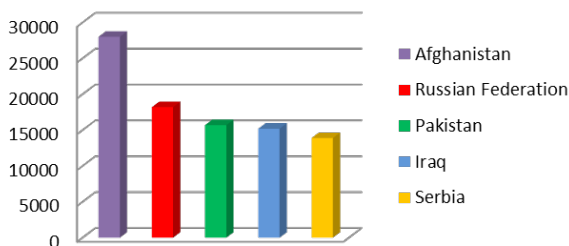
- ★ Almost 2.5 million first **residence permits** were issued to third country nationals in the EU in 2010, 5% more than in the previous year. The number of permits issued for **remunerated activities** represented **32.5%** of the total number of permits issued, against **30.2%** for **family** reasons, **20.6%** for **study** and another **17%** for various **other reasons** (protection-related, residence without the right to work, etc.).
- ★ Most **residence permits** were **issued to nationals** of the USA (around 212 000), India (around 200 000), China (around 172 000), Ukraine (around 167 000) and Morocco (around 157 000).
- ★ More than 1.93 million first **residence permits were issued in 2011** (excl. BE, CY, PL which amounted to some 188 400 in 2010), a like-for-like decrease of 15.2% compared to 2010.

## ASYLUM

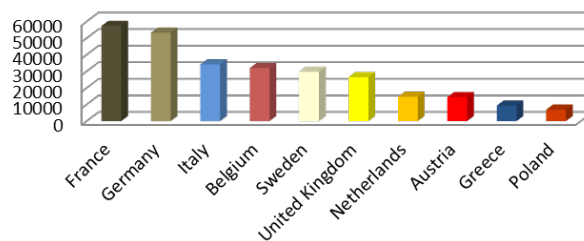
- ★ In the **second quarter of 2012**, there were some **70 050 asylum applicants**, a slight increase from Q1 2012. The main **countries of citizenship** were Afghanistan, Pakistan and Russia with France (13 750), Germany (12 815), Sweden (8 805), Belgium (6 820) and United Kingdom (6 425) **receiving the most** applications.
- ★ In the **first quarter of 2012**, there were some **69 405 asylum applicants**, only slightly changed from Q1 2011 and around 9 000 less than Q4 2011.
- ★ In Q1 2012, the main **countries of citizenship** were Afghanistan (6 015), Russia (4 730), Pakistan (3 850), Serbia (3 390) and Iraq (2 700). Again France (14 840), Germany (14 305), Sweden (7 570), Belgium (7 345) and United Kingdom (6 385) **received the most** applications.

**Figure 2: Main five nationalities applying for asylum and main ten Member States receiving asylum seekers in 2011**

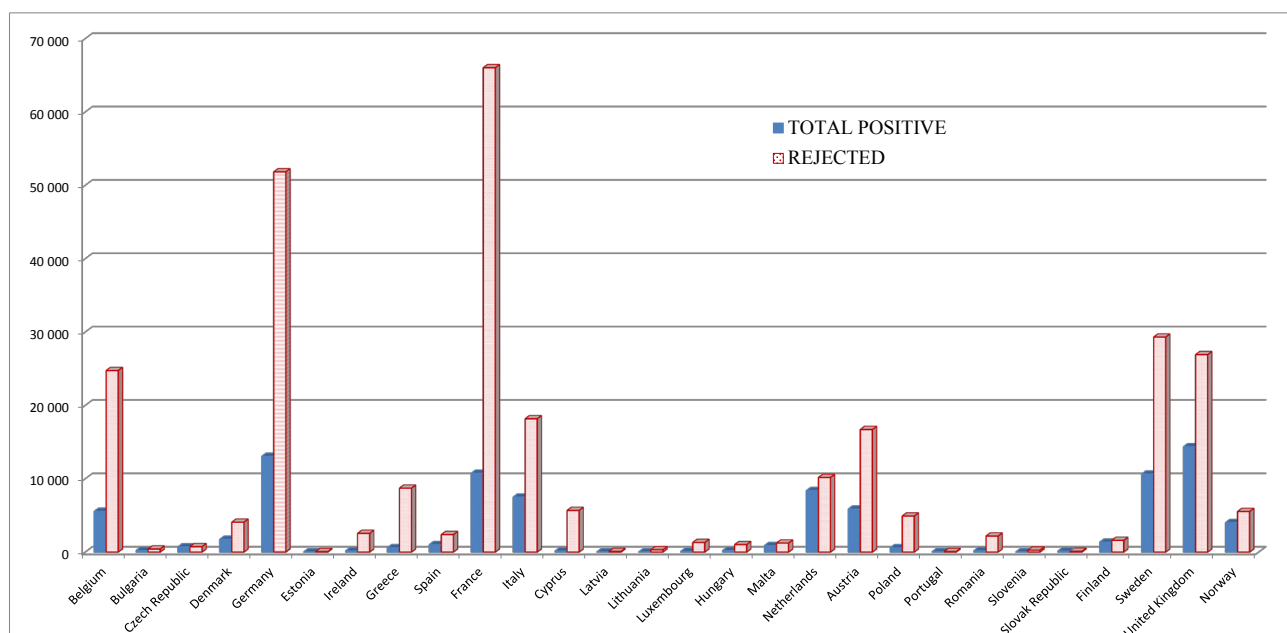
**Top 5 nationalities in asylum applications 2011**



**Top 10 Member States in asylum application 2011**



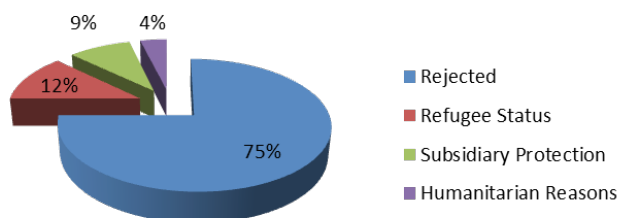
**Figure 3: Total number of Asylum Decisions (First Instance and Final) in 2011 broken down by Positive and Rejected in EU Member States plus Norway**



Data Source: Eurostat, as per Regulation 862/2007

**Figure 4: Breakdown of all Asylum Decisions taken by all EU Member States in 2011**

### Decisions taken by Member States on asylum applications 2011



Data Source: Eurostat, as per Regulation 862/2007

- ★ In **2011**, EU Member States recorded **303 105 asylum applications**, a 16.8% increase from 2010 when the number was 259 000. France (57 335), Germany (53 345), Italy (34 115) and Belgium (32 270) received the most applications.
- ★ In 2011, the most important **countries of citizenship** of asylum seekers in the EU were, in order: Afghanistan (28 000), Russia (18 200), Pakistan (15 700), Iraq (15 200) and Serbia (13 900).
- ★ In **2011**, 84 110 asylum seekers **received a protection status** in the EU at First Instance and Final (refugee (42 680), subsidiary protection (29 390) or humanitarian (12 040)). Protection was therefore granted in around 25% of decisions taken in first-instance procedures, with the largest number being granted by the United Kingdom (14 360, with 9 385 refugee status), Germany (13 045, with 8 780 refugee status) and France (10 740 with 8 270 refugee status).
- ★ In addition, there were 4 090 **resettled refugees** in 2011, most going to Sweden (1 620).
- ★ In **2011**, **12 355 unaccompanied minors** applied for asylum, more than in 2010 (around 10 700). Sweden (2 655) and Germany (2 125) received the largest number.

## VISAS

(Source: Member States' authorities in accordance with the Visa Code)

- ★ In 2011, **around 12.6 million "C" (aka Schengen) visas**, including for multiple entry and permitting stays of up to three months, were issued by EU Member States (except for BG, CY, IE, RO, UK). NO constituted around 140 000 of this total.
- ★ **Main nationalities** issued with these visas were Russian Federation (around 5.2 million), Ukraine and China (each around 1.1 million) plus Turkey (around 600 000).
- ★ Examples of the number of **"D" visas in 2011**,

issued under Member State competence typically for stays exceeding three months, are 275 505 (Poland), 237 810 (Italy), Spain (120 830), Belgium (28 120) and Sweden (2 485).

- ★ In the **Visa Information System (VIS)**, so far in 2012 and up to the end of September 2012, there were 1 252 740 (436 830 in the period June to September 2012) visa **applications**, with 1 037 460 (343 855) **decisions** made to issue a visa and 164 985 (53 455) not to.
- ★ Most **VIS applications** so far in 2012 are from Morocco (around 292 000), Algeria (around 288 000), Egypt (around 106 000) and Russia (around 102 000). More than 53% of all applications so far in 2012 were processed by France (some 457 000 applications) and Spain (some 209 000 applications).

## IRREGULAR IMMIGRATION AND RETURN

- ★ In 2011, around 343 000 persons were **refused entry**, with the largest being by Spain (around 228 000), followed by Poland (around 20 000).
- ★ In 2011 the number of **irregularly staying** third-country nationals **apprehended** in the EU-27 was around 468 500, with the largest being for Greece (around 89 000) followed by Spain (around 69 000). In 2010 there were around 505 000 apprehensions.
- ★ In 2011 Member States **returned** around 190 000 third-country nationals, with the largest being for United Kingdom (around 49 000) followed by Spain (around 23 000). In 2010 there were around 224 000 returns.
- ★ [Frontex Risk Analysis Report 2012](#) gives a **total number of detected irregular entries to the EU in 2011** of nearly 141 000 – 35% more than in 2010 – around 55 000 of which via the Eastern Mediterranean route (notably to Greece), around 64 000 via Central Mediterranean (notably to Italy and Malta) and around 8 500 via Western Mediterranean (notably to Spain). Most migrants came from Tunisia (20%), Afghanistan (16%) and Pakistan (11%).



## INTEGRATION

- ★ According to the latest [EU Employment and Social Situation – Quarterly Review](#), after signs of stabilisation in 2010 and most of 2011, the **unemployment rate of non-EU nationals** began increasing again in late 2011, resulting in a rise of 1.7 pps over the year to the first quarter of 2012, while the inactivity rate remained unchanged.
- ★ The Quarterly Review also found that the unemployment rate for migrants remains more than double the rate for nationals and, at 22.1% in the first quarter of 2012, increased by 8 pps on the level recorded four years earlier.
- ★ The Quarterly Review also found that the gap in unemployment rates between non-EU nationals and

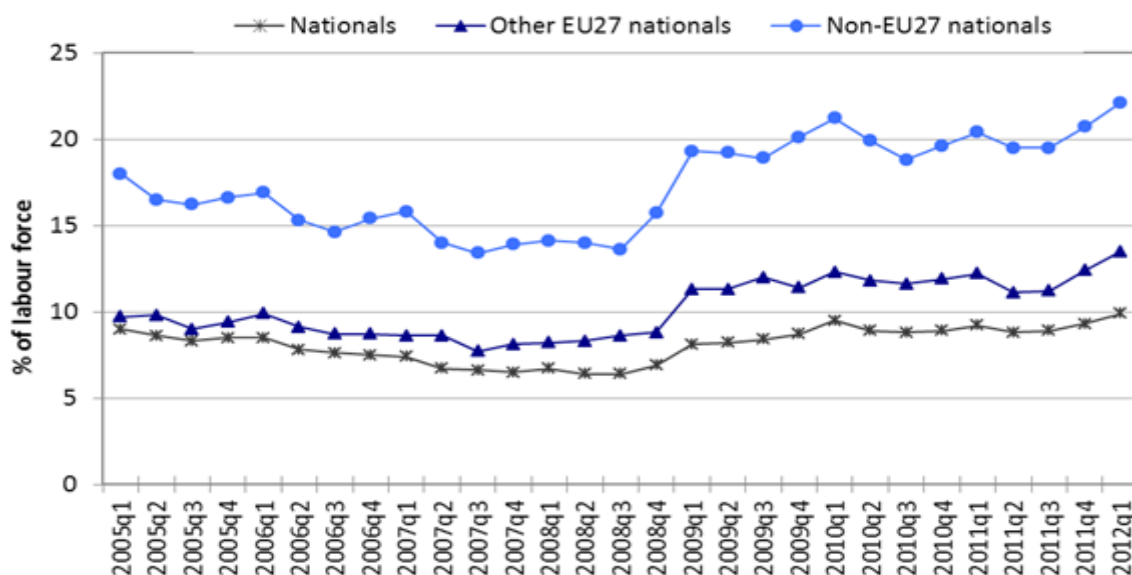
nationals, which had fluctuated around 7-8 pps before the crisis, has increased to over 12 pps.

- ★ In 2010, 32.4% of third-country nationals aged 20-64 were at **risk of poverty**, compared to 15% of the total population in the same age group.
- ★ In 2010, the rate of **early school leaving** among third-country nationals aged 18-24 was 33%, compared to 14.1% of the total population in the same age group.

## CITIZENSHIP

- ★ In 2010, around 803 000 persons **acquired citizenship** of an EU-27 Member State (excluding Romania which in 2009 was 9 400), a like-for-like increase of 4.7% from 2009.

Figure 5: Unemployment Rates for the EU by Nationality



Source: Eurostat LFS (lfsq\_urgan), data non-seasonally adjusted (EU Employment and Social Situation – Quarterly Review)

## B) NATIONAL STATISTICAL DEVELOPMENTS

Published national statistics giving the latest most up-to-date available data include:

**Belgium** – Publication of annual reports 2011 with national statistics on migration (by [Immigration Office](#) and [Centre for equal opportunities and Opposition to Racism](#)), on asylum (by [Commissioner General for Refugees and Stateless Persons](#)) and on reception and voluntary return (by [Federal Agency for the Reception of Asylum Seekers](#)).

**Finland** – [asylum statistics](#) show that there were 1 890 asylum applicants from January to August 2012. The main four countries (Iraq 480, Russia 139, Somalia 130 and Afghanistan 128) remained the same, although applicants from Somalia, Russia and Afghanistan decreased.

Noteworthy is a larger influx of Syrian (108) and Serbian (63) asylum seekers. There was a rise in the number of Syrians granted Refugees statuses compared to the same period last year. [Residence permit statistics](#) show that there were 14 946 applications for a first residence permit in the period January to August 2012, an 11% decrease compared to the same period last year. The main five nationalities granted residence permits are Russia, India, China, Ukraine and Vietnam. Applications were mainly for family ties (39%), study (31%) and employment (26%). During the same period, a total of 12 244 residence permits were granted and 3 155 applications rejected. [September 2012]

**Italy** – The [Second Annual Report on Migrants in the Labour Market](#) presented by the Ministry of Labour and

Social Policies contains statistics on the foreign population. It aims to provide a thorough analysis of the most recent migration trends plus information on the occupational condition of third-country nationals, including accidents at work. [10 July 2012]

**Poland** – Central Statistical Office [results of the 2011 National Population and Housing Census](#) with general data about the population of Poland, as well as about emigration and immigration. [25 September 2012]

**Portugal** – The [2011 Report on Immigration, Borders and Asylum \(RIFA\)](#), an annual report focusing on the evolution of immigration and asylum, including statistics on the foreign resident population, was launched at an event attended by the Secretary of State for Internal Affairs with broad coverage by the Portuguese media. The Report was funded by the EMN, thus being associated with one of the most important moments of dissemination and public debate on migration and asylum in Portugal. [4 July 2012]

**United Kingdom** – The estimated [net migration in the UK](#) was 216 000 in the year to December 2011, similar to the same period last year. Study remains the most common reason for migrating to the UK. On [census night](#), the population in England and Wales was 56.1 million, the largest the population had ever been and also the largest growth in population in any 10-year period since census taking began. [August / July 2012]

**Norway** – Statistics Norway (SSB) presented the [number of immigrants from 1990 – 2011 who were resident in Norway on 1 January 2012, by the original reason for immigration](#). Among the 1990 – 99 immigration cohorts around 60% were resident at the start of 2012. For the 2000 – 08 cohorts this was between 70-75% and 98% for those immigrating in 2011. The lowest proportions of immigrants still resident were among those coming for education purposes and highest for those granted residence after an asylum application. [September 2012]

### 3. LATEST EMN OUTPUTS AND DEVELOPMENTS

#### A) [REPORT ON THE DEVELOPMENT OF THE EMN PLUS EMN STATUS REPORT 2011](#)

The [EMN Development Report](#), published on 1st August 2012, takes stock of the progress made since 2008 and reflects on how the EMN should evolve, including in the context of the next multiannual financial framework beyond 2013. The Report identifies a number of enhancements to the EMN that could serve to improve still further its provision of information to support policymakers. A discussion of the Report took place at the September 2012 meeting of the Strategic Committee on Immigration, Frontiers and Asylum (SCIFA).

An accompanying [EMN Status Report 2011](#) gives an overview of the main outputs and impacts of the EMN in 2011, as well as reporting on the extensive networking that occurred, the activities undertaken to promote the EMN to policymakers, and the management of the network overall, as well as its links with external entities to ensure coherence across the EU migration and asylum landscape.

#### B) [MISUSE OF THE RIGHT TO FAMILY REUNIFICATION: MARRIAGES OF CONVENIENCE AND FALSE DECLARATIONS OF PARENTHOOD](#)

This study was published in June 2012, along with an accompanying [EMN Inform](#) drawing out the key findings and identified issues. The aim of the Study was to identify the scale and scope of the misuse of the right to family reunification, focussing on two issues: Marriages of Convenience and False Declarations of Parenthood. It also captured (Member) State practices in detecting and

preventing such misuses, plus available (national) statistics. The Study was based on contributions from 23 Member States, plus Norway and presented at a Commission Expert Group Meeting on Family Reunification in September 2012.

#### C) [PRACTICAL MEASURES FOR REDUCING IRREGULAR MIGRATION](#)

This study, based on the findings of National Reports from 23 EMN NCPs, aims to inform the [EU Action on Migratory Pressures - A Strategic Response](#) by providing an overview of existing approaches and practical measures implemented by (Member) States to reduce irregular migration at various stages, including pre-entry, entry and stay. The Study also explores available pathways out of irregularity, including via return.

#### D) [VISA POLICY AS MIGRATION CHANNEL](#)

This study, based on the findings of National Reports from 21 EMN NCPs, analyses the nexus between visa policy and migration management, thereby exploring the effects of visas as a key tool in the management of migration, and the impact of EU policy and legislation on national policymaking and practice. The study also generated evidence on the effectiveness of different strategies in applying visa policy.

#### E) [KEY DEVELOPMENTS IN MIGRATION AND ASYLUM POLICY IN 2011.](#)

A series of [EMN Informs](#) have been developed summarising key developments and issues from the Commission's [Third Annual Report on Immigration and Asylum \(2011\)](#), plus those from EMN [National Annual Policy Reports 2011](#). They provide a succinct summary of main developments in

five key themes: Legal Migration; International Protection; Irregular Migration; Migration and Development; and Institutional and Political Developments.

## F) FACTSHEETS ON THE ORGANISATION OF ASYLUM AND MIGRATION POLICIES IN THE EU MEMBER STATES PLUS NORWAY

The EMN has developed a series of national Factsheets outlining the [Organisation of Asylum and Migration Policies](#) in the EU Member States plus Norway. These two-page factsheets are drawn from the National Reports of this EMN Study and are regularly updated. Each Factsheet also has an up-to-date Institutional Chart showing the main responsible institutes and the links between them.

## G) OTHER DEVELOPMENTS

The [EMN's Asylum and Migration Glossary \(Version 2\)](#) based on EU *acquis* and consisting of 300+ terms has now been published also in German, French, Italian, Portuguese and Spanish.

EMN Studies on [Immigration of International Students to EU Member States](#) and on [Establishing Identity for International Protection: Challenges and Practices](#), are now underway and will be published later in 2012. Many National Reports are already [available](#). The final EMN Study of 2012, which will address the issue of the **Intra EU Mobility of Third Country Nationals**, has now been launched and is likely to be finalised early 2013.

## H) NATIONAL DEVELOPMENTS

Further details of all EMN National Events can be found [here](#).

### IT EMN NCP: International Students in Italy and Europe and their Impact (8 June 2012)

The [event](#) united key stakeholders from Italy and from eight EU Member States to discuss the policies implemented by Italy and other Member States to attract international students. The Conference addressed a wide range of national policymakers and practitioners and included workshops to collect and exchange information to feed into the IT EMN NCP's National Report for this EMN study.

### EE EMN NCP: Migration Forum on Highly Qualified Migrants (12 June 2012)

The conference was attended by national stakeholders, as well as a number of EMN NCPs. The [presentations](#) given by national stakeholders and international experts covered migration of highly skilled migrants and the management thereof in Estonia, as well as in Austria, Sweden and the United Kingdom. The conference ended with a well-received panel discussion with national stakeholders on the need to have policies and strategies in place to attract highly-skilled migrants to Estonia.

### NO EMN NCP: Migration and Development (18 June 2012)

This one day conference united both a national and international audience. The [presentations](#) addressed migration and development in the context of global, regional and national policies, challenges and solutions. In closing there was a presentation on future developments in this field and an in-depth discussion among conference participants.

### IT EMN NCP: Inside statistics, EMN National Network Meeting 2012 (3 July 2012)

This semestral National Network Meeting consisted of a Workshop on immigration-related statistics led by experts from ISTAT, the National Institute of Statistics. The main goal was to analyse "Intra-EU Mobility" in view of the next EMN Focussed Study. This important aspect of migration, which has been attracting greater interest, was also discussed by the experts belonging to the National Network (scholars, public officers, NGOs and media representatives) through ad hoc presentations focusing on available statistical sources considered necessary to further investigate the mobility of third-country nationals in the EU.

### DE EMN NCP: Intra-EU mobility of Third-Country-Nationals, National EMN Workshop (5 July 2012)

This workshop brought together national practitioners and scholars in order to explore the situation in Germany on this topic. Legal developments were presented on the implementation of relevant EU and national legislation providing for third-country nationals residing in another Member State to take up employment in Germany. Statistics on issued residence permits as well as on the population registries were also presented. Finally, experts from the local administration presented anecdotal evidence on the situation of long term resident migrants.

### UK-IT EMN NCPs: International Students in the UK and Italy: latest evidence and policy perspectives (6 July 2012)

This one-day event organised by the IT and UK EMN NCPs in co-operation with Middlesex University aimed to capture, compare and contrast the latest evidence and policy perspectives on International Students in the UK and Italy, in order to inform ongoing policy development. Presentations focused on data and policies on student migration from two very different countries in terms of the history of student migration, their current patterns and attitudes in the context of the internationalisation of higher education. The event was attended by academics, researchers from private companies and public bodies, as well as universities advisors and support staff dealing with international students.

### **AT EMN NCP: Irregular Work and Exploitation of Migrants in Austria (24 July 2012)**

This national [conference](#) gave an overview of the situation in Austria regarding irregular work and labour exploitation of migrants. National experts addressed possibilities of co-operation on the identification of individuals affected by labour exploitation and the “Berlin Alliance against Trafficking for the Purpose of Labour Exploitation” was introduced as a model of good practice.

### **FI EMN NCP: Immigrants and Civil Society (13-15 August 2012)**

This [conference](#) attracted migration researchers from all Nordic countries and included six plenary sessions and over

100 workshops spread out over three days. It was a fruitful occasion for the FI EMN NCP to network with old and new contacts from the academic sector and to showcase the work of the EMN.

### **SK EMN NCP: Migration Globally and Locally (20-23 August 2012)**

The main objective of this [seminar](#) was to disseminate information and provoke debate on critical elements within the migration debate, including developments and policies in labour migration; irregular and forced migration; and migration and development. It was a well-attended event with participants from state, public and academic institutions, as well as NGO's.

## EU Migration Statistics 2011 at a glance

(Source: Eurostat, 1 October 2012, as per Regulation 862/2007 except for Visas Issued. Figures are for 2011 unless stated otherwise and rounded up or down to the nearest 5; "-" means no data available; Statistics on Schengen Visas come from Member States as per the Visa Code and for Long-Stay visas from EMN NCPs with those in italics provisional for the first nine months of 2011).

	Non-nationals (in 000s)		Migration Flow (2010)		1st Residence Permits (2011)			Visas Issued (2011)			Citizenship (2010)			Irregular Migration indicators (2011)					
	Total Pop. (in 000s on 1.1.2011)	Other EU-27 (2010)	Non-EU-27 (2010)	Main non-EU/27 Nationalities	Immigration	Emigration	Total New Permits (excl. BE, CY, PL)	Largest (Reason)	Total Permit Holders	Schengen Short-term ('C' type)	Main (third) countries where visa issued	Long-stay ('D' type)	Main (third) nationalities	Refusals	Main nationality	Appro- hensions	Main nationality	Returns	Main nationality
EU27	502 489.1	12 805.2	20 500.9	Turkey, Morocco, Albania, China	-	-	1 933 005 (excl. BE, CY, PL)	-	-	12 898 075 (excl. CY, PL, UK)	-	803 045 (excl. RO)	343 005 (excl. LU)	468 600 (excl. LU)	189 280 (excl. LU)				
Belgium	10 918.4	749.0	413.7		131 235	30 510					India, Russia, DR Congo	28 120	2 730	13 550	5 915				
Bulgaria	7 504.9	8.5	30.4				1 915 (Family)	14 160		742 760		890	2 810	1 355	665				
Czech Republic	10 532.8	135.4	281.3	Ukraine, Vietnam, Russia	48 315	61 070	10 965 (Education)	4 990 (Education)	282 900	557 445	USA, Russia, Ukraine	12 115	360	3 085	530	Ukraine, Russia, Vietnam	530	Ukraine, Vietnam, Mongolia	
Denmark	5 560.6	125.1	220.7		52 235	41 455	24 705 (Remun.)	10 205 (Remun.)	10 205	84 265	Russia, China, India	5 970	115	400	455				
Germany	81 751.6	2 628.3	4 570.6		404 055	252 455	110 350 (Family)	46 780 (Family)	3 692 155	1 588 595	Russia, Ukraine, China	162 260	3 365	56 345	14 075				
Estonia	1 340.2	12.6	195.4		2 810	5 295	3 410 (Family)	1 290 (Family)	205 940	142 030	Russia, Belarus, Ukraine		2 205	1 020	415				
Ireland	4 480.2	292.4	69.1		39 525	73 675	24 570 (Education)	15 130 (Education)	128 105	Not applicable	Not applicable	128 150	2 545	2 470	755				
Greece	11 329.6	153.0	803.0		119 070	19 985	19 590 (Family)	12 725 (Family)	549 605	755 775	Russia, Ukraine, Turkey	24 870	11 160	88 840	10 585				
Spain	46 152.9	2 329.2	3 325.5	Morocco, Ecuador, Colombia	465 170	403 015	282 705 (Family)	139 255 (Family)	3 173 810	1 337 990	Russia, Morocco, Ukraine	120 830	227 655	68 825	23 350	Morocco, Bolivia, Paraguay	23 350	Morocco, Algeria, Brazil	
France	65 075.3	1 339.9	2 484.9	Algeria, Morocco, Turkey	251 160	179 160	198 135 (Family)	79 850 (Family)	2 316 525	1 873 600	Russia, China, Algeria	165 745	11 090	57 975	20 425	Tunisia, Algeria, Tunisia, Morocco	20 425	Tunisia, Morocco, Algeria	
Italy	60 626.4	1 334.8	3 235.5	Morocco, Ukraine, Tunisia	458 855	78 770	331 085 (Family)	141 405 (Family)	3 638 300	1 445 745	Russia, China, Turkey	231 750	8 635	29 505	6 180	Tunisia, Morocco, Tunisia, Morocco, Egypt	6 180	Tunisia, Albania, Tunisia, Egypt	
Cyprus	804.4	105.4	62.4		20 205	4 295				Not applicable	Not applicable	57 290	575	8 230	4 605				
Latvia	2 229.6	9.8	370.0		2 365	10 700	3 980 (Family)	1 760 (Family)		156 305	Russia, Belarus, Ukraine	3 020	1 236	130	1 055				
Lithuania	3 244.6	1.9	31.7	Russia, Belarus, Ukraine	5 215	83 155	2 430 (Remun.)	1 190 (Remun.)	28 430	340 690	Belarus, Russia	2 485	180	2 215	1 655	Russia	1 655	Russia	
Luxembourg	511.8	190.6	30.1		16 960	9 300	2 405.0 (Family)	1 680 (Family)	20 845	8 810	Russia, China, Moldova	545	NA	NA	NA				
Hungary	9 986.0	127.1	82.1		11 105	11 105	14 895 (Family)	4 165 (Family)		278 020	Russia, Ukraine, Moldova	6 790	11 796	3 810	4 610				
Malta	417.6	10.4	10.0		8 200	5 955	2 515 (Other)	2 240 (Other)	5 785	31 110	Russia, Libya, Tunisia		80	1 730	160				
Netherlands	16 655.0	334.5	338.7	Turkey, Morocco, China	27 575	23 760	35 170 (Family)	18 230 (Family)	329 325	126 515	Angola, Russia, Cape Verde	13 165	1 795	9 230	1 245				
Austria	8 404.3	352.2	555.2	Serbia, Montenegro, Kosovo	73 865	51 970	35 440 (Family)	13 730 (Family)	477 095	270 540	Russia, Ukraine, China	20 215	445	20 084	5 225	Afghanistan	5 225	Russia	
Poland	38 200.0	15.5	31.7	Ukraine, Russia, Belarus	54 500	41 215				893 455	Ukraine	278 506	20 225	6 875	7 050	Ukraine	7 050	Ukraine	
Portugal	10 637.0	103.2	344.9		27 575	23 760	35 170 (Family)	18 230 (Family)	329 325	126 515	Angola, Russia, Cape Verde	13 165	1 795	9 230	1 245				
Romania	21 413.8						9 740 (Family)	60 730 (Family)	60 730	127 455	Russia, Ukraine, Turkey	8 770	3 620	3 365	2 875				
Slovenia	2 050.2	5.4	77.4		15 415	15 935	9 800 (Remun.)	4 660 (Remun.)	88 385	38 125	Russia, Ukraine, Turkey	NA	7 970	4 350	1 745				
Slovak Republic	5 455.3	41.9	26.1	Ukraine, Serbia, Vietnam	13 770	4 445	3 640 (Remun.)	1 320 (Remun.)	23 425	69 680	Ukraine	1 235	595	1 145	445	Ukraine, Somalia, Moldova	445	Ukraine, Moldova, Somalia	
Finland	5 375.3	61.2	105.4	Russia, Somalia, China	25 635	11 905	15 205 (Education)	5 370 (Education)	119 330	1 244 080	Russia		1 420	3 305	3 235	Russia, Iraq, Somalia	3 235	Russia, Iraq, Nigeria	
Sweden	9 415.6	270.0	352.3		98 800	48 855	75 735 (Family)	35 935 (Family)	320 275	192 490	Russia, Iran, China	2 485	155	20 765	13 470				
United Kingdom	62 455.7	2 061.4	2 425.2		590 950	339 305	656 435 (Education)	247 045 (Education)	1 106 060	138 095	Not applicable	Not applicable	14 720	54 175	49 080	India, Pakistan, Nigeria	49 080	India, Pakistan, Nigeria	
Norway	4 920.3	214.0	154.5	Russia, Somalia, Iraq, Thailand	69 215	25 835	26 765 (Family)	11 060 (Family)	86 300	11 645	India, Philippines	11 645	690		455	Nigeria	455	Serbia	



**EU Asylum Statistics 2011 plus Q1 and Q2 2012 at a glance**  
 (Source: Eurostat, 1 October 2012 according to Regulation 862/2007. Figures are for 2011 unless stated otherwise and rounded up or down to the nearest 5; “-” means no data available)

	Asylum Applications (2011)			Asylum Applications (Q1 2012)			Asylum Applications (Q2 2012)			Asylum Decisions - First Instance and Final (2011)					Dublin Transfers (2010)	
	Total (incl. New)	Per million inhab.	Main Applicant Nationalities (highest first)	Total (incl. New)	Main Applicant Nationalities (highest first)	Total (incl. New)	Main Applicant Nationalities (highest first)	Total Positive	of which Refugee status	of which Subsidiary Protection	of which Humanit. reasons	Main nationalities	Rejected	Resettled Refugees (2011)	Incoming Requests	Outgoing Requests
EU27	303 105 (3)	12 355	Afghanistan, Russia, Pakistan	69 405 (NA)	Afghanistan, Russia, Pakistan	70 050 (C)	Afghanistan, Russia, Pakistan	84 110	680	29 390	12 040	281 505	4 090	-	-	-
Belgium	32 270 (25 585)	2 040	Afghanistan, Russia, Guinea	7 345 (4 935)	Afghanistan, Russia, Guinea	6 820 (4 345)	Afghanistan, Russia, Guinea	5 545	4 230	1 315	-	24 745	25	1 465	4 745	-
Bulgaria	890 (705)	25	Iraq, Afghanistan, Syria	205 (165)	Iraq, Syria, Afghanistan	215 (165)	Iraq, Syria, Afghanistan	210	10	200	-	415	Not Applicable	-	-	-
Czech Republic	755 (485)	10	Ukraine, Belarus, Russia	195 (140)	Ukraine, Vietnam, Syria	180 (125)	Ukraine, Belarus, Armenia	705	220	465	25	735	0	-	-	-
Denmark	3 985 (3 985)	270	Afghanistan, Iran, Syria	1 175 (1 175)	Afghanistan, Iran, Russia	1 475 (1 475)	Somalia, Syria, Afghanistan	1 735	955	585	190	4 070	515	410	1 510	-
Germany	53 345 (45 740)	2 125	Afghanistan, Serbia, Iraq	14 305 (11 970)	Afghanistan, Iran, Iraq	12 815 (10 505)	Syria, Afghanistan, Iraq	13 045	8 780	1 015	3 250	51 825	145	3 300	9 550	-
Estonia	65 (65)	0	DR Congo, Afghanistan, Armenia	20 (20)	Vietnam, Belarus, Georgia	40 (40)	Georgia, Armenia, Russia	15	10	5	-	60	0	50	25	-
Ireland	1 290 (1 280)	25	Nigeria, Pakistan, China	245 (240)	Nigeria, Albania, Moldova	215 (210)	Nigeria, Pakistan, S. Africa	150	135	15	-	2 545	45	200	315	-
Greece	9 310 (9 310)	60	Pakistan, Georgia, Afghanistan	1 945 (1 945)	Georgia, Bangladesh, Senegal	2 410 (2 410)	Pakistan, Bangladesh, Georgia	585	240	165	180	8 710	0	-	-	-
Spain	3 420 (2 975)	10	Cuba, Ivory Coast, Nigeria	645 (570)	Nigeria, Syria, Algeria	650 (605)	Nigeria, Syria, Algeria	1 010	335	650	20	2 410	Not Applicable	1 170	115	-
France	57 335 (52 140)	595	Russia, Armenia, Bangladesh	14 840 (13 265)	Russia, DR Congo, Armenia	13 750 (12 045)	DR Congo, Russia, Sri Lanka	10 740	8 270	2 470	-	66 025	130	2 160	5 395	-
Italy	34 115 (34 115)	825	Nigeria, Tunisia, Ghana	3 215 (2 215)	Nigeria, Afghanistan, Tunisia	3 065 (3 365)	Pakistan, Senegal, Nigeria	7 485	1 870	2 265	3 350	18 170	0	6 800	1 365	-
Cyprus	1 770 (1 745)	15	Vietnam, Syria, Egypt	380 (370)	Syria, Pakistan, Bangladesh	400 (395)	Syria, Vietnam, Bangladesh	135	70	5	-	5 670	Not Applicable	-	-	-
Latvia	340 (335)	0	Georgia, DR Congo, Russia	70 (65)	Russia, DR Congo, Georgia	60 (60)	Georgia, Egypt, Russia	25	10	20	-	85	Not Applicable	50	25	-
Lithuania	525 (405)	10	Georgia, Russia, Afghanistan	110 (95)	Russia, Afghanistan, Belarus	185 (155)	Georgia, Afghanistan, Belarus	25	5	20	-	310	Not Applicable	490	20	-
Luxembourg	2 155 (1 920)	20	Serbia, FYROM, Kosovo	560 (600)	Serbia, Albania, Kosovo	640 (625)	Albania, Serbia, Montenegro	85	70	15	-	1 305	0	95	215	-
Hungary	1 695 (1 865)	60	Afghanistan, Kosovo, Pakistan	455 (455)	Afghanistan, Kosovo, Pakistan	360 (360)	Afghanistan, Kosovo, Pakistan	205	50	140	-	1 015	0	-	445	-
Malta	1 890 (1 865)	25	Somalia, Eritrea, Nigeria	135 (125)	Libya, Egypt, Guinea	815 (810)	Somalia, Eritrea, Syria	885	70	690	125	1 225	0	-	-	-
Netherlands	14 600 (11 565)	485	Afghanistan, Iraq, Somalia	3 770 (2 670)	Afghanistan, Russia, Algeria	2 815 (2 815)	Somalia, Eritrea, Syria, Pakistan	8 380	835	5 205	2 345	10 170	540	1 190	4 160	-
Austria	14 455 (C)	1 005	Afghanistan, Russia, Pakistan	3 530 (C)	Afghanistan, Russia, Algeria	3 825 (C)	Afghanistan, Russia, Pakistan	5 865	3 805	2 065	-	16 705	Not Applicable	2 580	3 205	-
Poland	6 905 (4 985)	405	Russia, Georgia, Armenia	1 800 (1 425)	Russia, Georgia, Kazakhstan	2 035 (1 700)	Russia, Georgia, Afghanistan	575	155	205	210	4 910	0	4 865	110	-
Portugal	275 (275)	5	Guinea, Somalia, Nigeria	65 (65)	Guinea, Somalia, DR Congo	80 (75)	Guinea, Nigeria, Guinea-Bissau	50	20	30	-	70	30	-	-	-
Romania	1 720 (1 695)	55	Algeria, Tunisia, Morocco	685 (670)	Algeria, Morocco, Morocco	775 (760)	Algeria, Morocco, Somalia	185	140	40	0	2 180	0	350	220	-
Slovenia	360 (305)	60	Afghanistan, Turkey, Pakistan	55 (40)	Turkey, Somalia, Morocco	55 (45)	Somalia, Serbia, Afghanistan	25	15	10	-	260	0	230	65	-
Slovak Republic	490 (320)	20	Somalia, Afghanistan, Georgia	90 (45)	Afghanistan, Moldova	185 (130)	Somalia, Afghanistan, Georgia	120	5	85	-	105	0	530	105	-
Finland	2 975 (NA)	150	Iraq, Somalia, Russia	620 (575)	Iraq, Russia, Syria	655 (615)	Iraq, Russia, Syria, Afghanistan	1 340	180	930	230	1 595	585	335	1 255	-
Sweden	29 710 (29 690)	2 655	Afghanistan, Somalia, Serbia	7 570 (7 565)	Somalia, Afghanistan, Serbia	8 805 (8 800)	Somalia, Afghanistan, Albania	10 625	2 795	6 115	1 720	29 305	1 620	-	-	-
United Kingdom	26 450 (25 455)	1 400	Pakistan, Iran, Sri Lanka	6 385 (6 195)	Pakistan, Iran, Sri Lanka	6 425 (6 220)	Pakistan, Iran, Sri Lanka	14 360	9 385	4 690	285	26 910	455	980	2 665	-
Norway	9 055 (C)	720	Somalia, Eritrea, Afghanistan	2 090 (C)	Somalia, Afghanistan, Eritrea	2 180 (C)	Somalia, Afghanistan, Eritrea	4 015	2 810	765	435	5 530	Not Applicable	-	-	-